

MIT OpenCourseWare  
<http://ocw.mit.edu>

18.01 Single Variable Calculus  
Fall 2006

For information about citing these materials or our Terms of Use, visit: <http://ocw.mit.edu/terms>.

# Lecture 9: Linear and Quadratic Approximations

## Unit 2: Applications of Differentiation

Today, we'll be using differentiation to make approximations.

### Linear Approximation

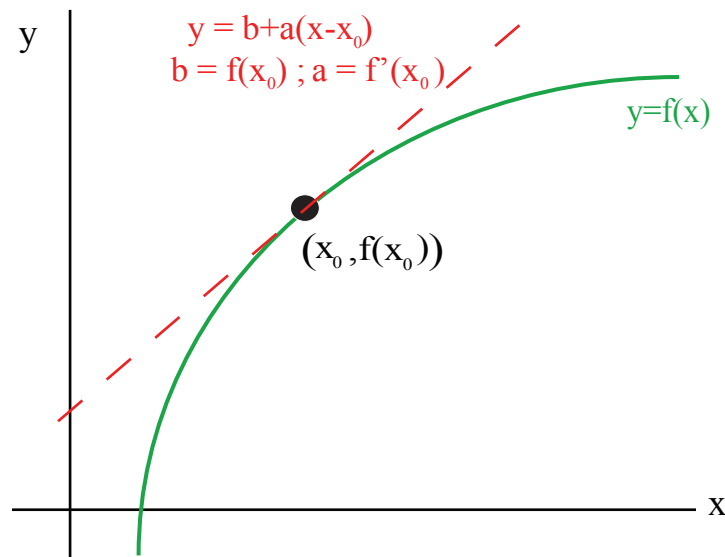


Figure 1: Tangent as a linear approximation to a curve

The tangent line approximates  $f(x)$ . It gives a good approximation near the tangent point  $x_0$ . As you move away from  $x_0$ , however, the approximation grows less accurate.

$$f(x) \approx f(x_0) + f'(x_0)(x - x_0)$$

**Example 1.**  $f(x) = \ln x$ ,  $x_0 = 1$  (basepoint)

$$\begin{aligned} f(1) &= \ln 1 = 0; & f'(1) &= \left. \frac{1}{x} \right|_{x=1} = 1 \\ \ln x &\approx f(1) + f'(1)(x - 1) = 0 + 1 \cdot (x - 1) = x - 1 \end{aligned}$$

Change the basepoint:

$$\begin{aligned} x = 1 + u &\implies u = x - 1 \\ \ln(1 + u) &\approx u \end{aligned}$$

Basepoint  $u_0 = x_0 - 1 = 0$ .

### Basic list of linear approximations

In this list, we always use base point  $x_0 = 0$  and assume that  $|x| \ll 1$ .

1.  $\sin x \approx x$  (if  $x \approx 0$ ) (see part a of Fig. 2)
2.  $\cos x \approx 1$  (if  $x \approx 0$ ) (see part b of Fig. 2)
3.  $e^x \approx 1 + x$  (if  $x \approx 0$ )
4.  $\ln(1 + x) \approx x$  (if  $x \approx 0$ )
5.  $(1 + x)^r \approx 1 + rx$  (if  $x \approx 0$ )

### Proofs

Proof of 1: Take  $f(x) = \sin x$ , then  $f'(x) = \cos x$  and  $f(0) = 0$

$$f'(0) = 1, f(x) \approx f(0) + f'(0)(x - 0) = 0 + 1 \cdot x$$

So using basepoint  $x_0 = 0$ ,  $f(x) = x$ . (The proofs of 2, 3 are similar. We already proved 4 above.)

Proof of 5:

$$\begin{aligned} f(x) &= (1 + x)^r; & f(0) &= 1 \\ f'(0) &= \frac{d}{dx}(1 + x)^r|_{x=0} = r(1 + x)^{r-1}|_{x=0} = r \\ f(x) &= f(0) + f'(0)x = 1 + rx \end{aligned}$$

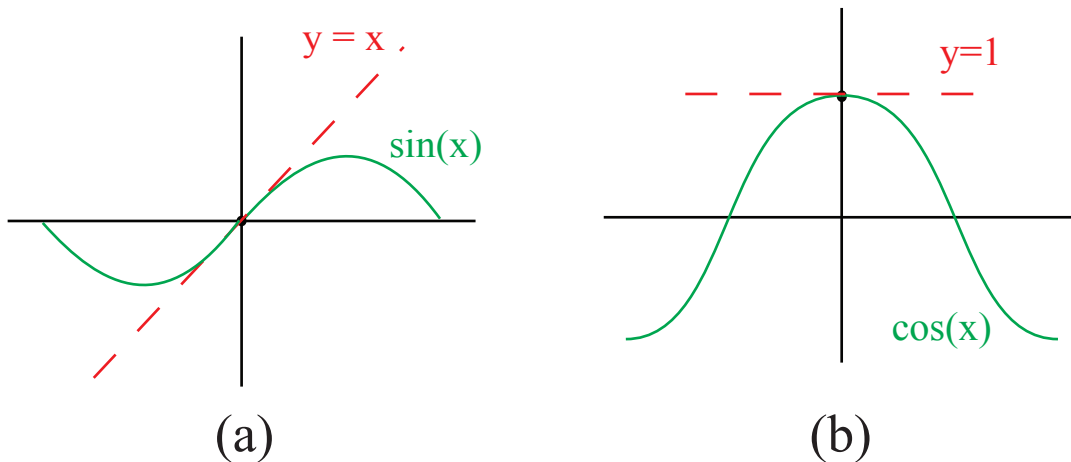


Figure 2: Linear approximation to (a)  $\sin x$  (on left) and (b)  $\cos x$  (on right). To find them, apply  $f(x) \approx f(x_0) + f'(x_0)(x - x_0)$  ( $x_0 = 0$ )

**Example 2.** Find the linear approximation of  $f(x) = \frac{e^{-2x}}{\sqrt{1+x}}$  near  $x = 0$ .

We could calculate  $f'(x)$  and find  $f'(0)$ . But instead, we will do this by combining basic approximations algebraically.

$$e^{-2x} \approx 1 + (-2x) \quad (e^u \approx 1 + u, \text{ where } u = -2x)$$

$$\sqrt{1+x} = (1+x)^{1/2} \approx 1 + \frac{1}{2}x$$

Put these two approximations together to get

$$\frac{e^{-2x}}{\sqrt{1+x}} \approx \frac{1-2x}{1+\frac{1}{2}x} \approx (1-2x)(1+\frac{1}{2}x)^{-1}$$

Moreover  $(1+\frac{1}{2}x)^{-1} \approx 1 - \frac{1}{2}x$  (using  $(1+u)^{-1} \approx 1-u$  with  $u = x/2$ ). Thus <sup>1</sup>

$$\frac{e^{-2x}}{\sqrt{1+x}} \approx (1-2x)(1-\frac{1}{2}x) = 1-2x - \frac{1}{2}x + 2(\frac{1}{2})x^2$$

Now, we discard that last  $x^2$  term, because we've already thrown out a number of other  $x^2$  (and higher order) terms in making these approximations. Remember, we're assuming that  $|x| \ll 1$ . This means that  $x^2$  is very small,  $x^3$  is even smaller, etc. We can ignore these higher-order terms, because they are very, very small. This yields

$$\frac{e^{-2x}}{\sqrt{1+x}} \approx 1 - 2x - \frac{1}{2}x = 1 - \frac{5}{2}x$$

Because  $f(x) \approx 1 - \frac{5}{2}x$ , we can deduce  $f(0) = 1$  and  $f'(0) = -\frac{5}{2}$  directly from our linear approximation, which is quicker in this case than calculating  $f'(x)$ .

**Example 3.**  $f(x) = (1+2x)^{10}$ .

On the first exam, you were asked to calculate  $\lim_{x \rightarrow 0} \frac{(1+2x)^{10} - 1}{x}$ . The quickest way to do this with the tools of Unit 1 is as follows.

$$\lim_{x \rightarrow 0} \frac{(1+2x)^{10} - 1}{x} = \lim_{x \rightarrow 0} \frac{f(x) - f(0)}{x} = f'(0) = 20$$

(since  $f'(x) = 10(1+2x)^9 \cdot 2 = 20$  at  $x = 0$ )

Now we can do the same problem a different way, namely, using linear approximation.

$$(1+2x)^{10} \approx 1 + 10(2x) \quad (\text{Use } (1+u)^r \approx 1+ru \text{ where } u = 2x \text{ and } r = 10.)$$

Hence,

$$\frac{(1+2x)^{10} - 1}{x} \approx \frac{1+20x-1}{x} = 20$$

**Example 4: Planet Quirk** Let's say I am on Planet Quirk, and that a satellite is whizzing overhead with a velocity  $v$ . We want to find the time dilation (a concept from special relativity) that the clock onboard the satellite experiences relative to my wristwatch. We borrow the following equation from special relativity:

$$T' = \frac{T}{\sqrt{1 - \frac{v^2}{c^2}}}$$

<sup>1</sup>A shortcut to the two-step process  $\frac{1}{\sqrt{1+x}} \approx \frac{1}{1+\frac{x}{2}} \approx 1 - \frac{1}{2}x$  is to write

$$\frac{1}{\sqrt{1+x}} = (1+x)^{-1/2} \approx 1 - \frac{1}{2}x$$

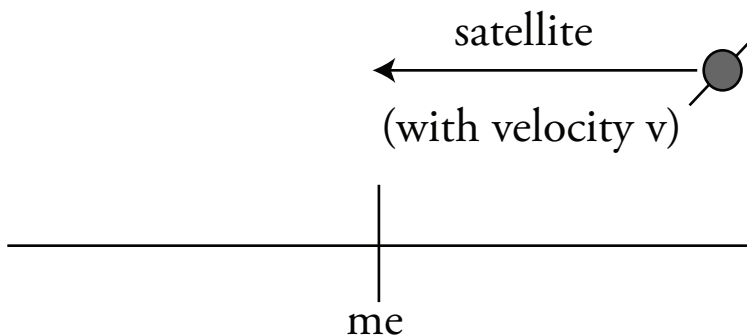


Figure 3: Illustration of Example 4: a satellite with velocity  $v$  speeding past “me” on planet Quirk.

Here,  $T'$  is the time I measure on my wristwatch, and  $T$  is the time measured onboard the satellite.

$$T' = T \left(1 - \frac{v^2}{c^2}\right)^{-1/2} \approx 1 + \frac{1}{2} \left(\frac{v^2}{c^2}\right) \quad \left[ (1+u)^4 \approx 1+ru, \text{ where } u = -\frac{v^2}{c^2}, r = -\frac{1}{2} \right]$$

If  $v = 4$  km/s, and the speed of light ( $c$ ) is  $3 \times 10^5$  km/s,  $\frac{v^2}{c^2} \approx 10^{-10}$ . There's hardly any difference between the times measured on the ground and in the satellite. Nevertheless, engineers used this very approximation (along with several other such approximations) to calibrate the radio transmitters on GPS satellites. (The satellites transmit at a slightly offset frequency.)

## Quadratic Approximations

These are more complicated. They are only used when higher accuracy is needed.

$$f(x) \approx f(x_0) + f'(x_0)(x - x_0) + \frac{f''(x_0)}{2}(x - x_0)^2 \quad (x \approx x_0)$$

**Geometric picture:** A quadratic approximation gives a best-fit parabola to a function. For example, let's consider  $f(x) = \cos(x)$  (see Figure 4). If  $x_0 = 0$ , then  $f(0) = \cos(0) = 1$ , and

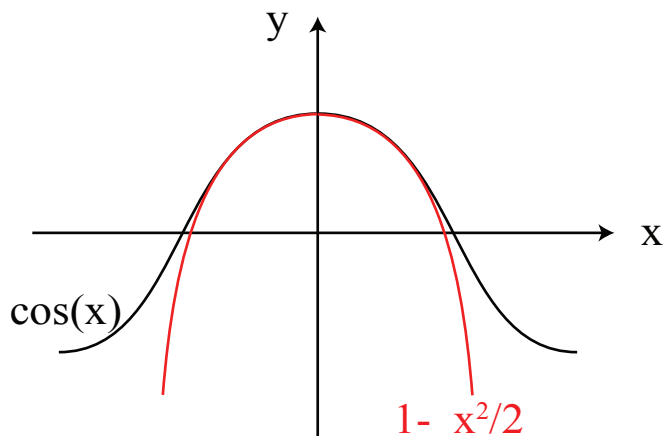
$$\begin{aligned} f'(x) &= -\sin(x) &\implies & f'(0) = -\sin(0) = 0 \\ f''(x) &= -\cos(x) &\implies & f''(0) = -\cos(0) = -1 \\ \cos(x) &\approx 1 + 0 \cdot x - \frac{1}{2}x^2 = 1 - \frac{1}{2}x^2 \end{aligned}$$

You are probably wondering where that  $\frac{1}{2}$  in front of the  $x^2$  term comes from. The reason it's there is so that this approximation is *exact* for quadratic functions. For instance, consider

$$f(x) = a + bx + cx^2; \quad f'(x) = b + 2cx; \quad f''(x) = 2c.$$

Set the base point  $x_0 = 0$ . Then,

$$\begin{aligned} f(0) &= a + b \cdot 0 + c \cdot 0^2 &\implies & a = f(0) \\ f'(0) &= b + 2c \cdot 0 = b &\implies & b = f'(0) \\ f''(0) &= 2c &\implies & c = \frac{f''(0)}{2} \end{aligned}$$

Figure 4: Quadratic approximation to  $\cos(x)$ .

### 0.0.1 Basic Quadratic Approximations

:

$$f(x) \approx f(0) + f'(0)x + \frac{f''(0)}{2}x^2 \quad (x \approx 0)$$

1.  $\sin x \approx x$  (if  $x \approx 0$ )
2.  $\cos x \approx 1 - \frac{x^2}{2}$  (if  $x \approx 0$ )
3.  $e^x \approx 1 + x + \frac{1}{2}x^2$  (if  $x \approx 0$ )
4.  $\ln(1+x) \approx x - \frac{1}{2}x^2$  (if  $x \approx 0$ )
5.  $(1+x)^r \approx 1 + rx + \frac{r(r-1)}{2}x^2$  (if  $x \approx 0$ )

**Proofs:** The proof of these is to evaluate  $f(0)$ ,  $f'(0)$ ,  $f''(0)$  in each case. We carry out Case 4

$$\begin{aligned} f(x) &= \ln(1+x) \implies f(0) = \ln 1 = 0 \\ f'(x) &= [\ln(1+x)]' = \frac{1}{1+x} \implies f'(0) = 1 \\ f''(x) &= \left(\frac{1}{1+x}\right)' = \frac{-1}{(1+x)^2} \implies f''(0) = -1 \end{aligned}$$

Let us apply a quadratic approximation to our Planet Quirk example and see where it gives.

$$\left[1 - \frac{v^2}{c^2}\right]^{-1/2} \approx 1 + \frac{1}{2} \frac{v^2}{c^2} + \left[\frac{(-1/2)(-1/2-1)}{2} \left(-\frac{v^2}{c^2}\right)^2\right] \quad \text{Case 5 with } x = \frac{-v^2}{c^2}, r = -\frac{1}{2}$$

Since  $\frac{v^2}{c^2} \approx 10^{-10}$ , that last term will be of the order  $\left(\frac{v^2}{c^2}\right)^2 \approx 10^{-20}$ . Not even the best atomic clocks can measure time with this level of precision. Since the quadratic term is so small, we might as well ignore it and stick to the linear approximation in this case.

**Example 5.**  $f(x) = \frac{e^{-2x}}{\sqrt{1+x}}$

Let us find the quadratic approximation of this expression. We can rewrite it as  $f(x) = e^{-2x}(1+x)^{-1/2}$ . Using the approximation of each factor gives

$$\begin{aligned} f(x) &\approx \left(1 - 2x + \frac{1}{2}(-2x)^2\right) \left(1 - \frac{1}{2}x + \left(\frac{(-\frac{1}{2})(-\frac{1}{2} - 1)}{2}\right)x^2\right) \\ f(x) &\approx 1 - 2x - \frac{1}{2}x + (-2)\left(-\frac{1}{2}\right)x^2 + 2x^2 + \frac{3}{8}x^2 = 1 - \frac{5}{2}x + \frac{27}{8}x^2 \end{aligned}$$

(Note: we drop the  $x^3$  and higher order terms. This is a quadratic approximation, so we don't care about anything higher than  $x^2$ .)

## Lecture 10: Curve Sketching

**Goal:** To draw the graph of  $f$  using the behavior of  $f'$  and  $f''$ . We want the graph to be qualitatively correct, but not necessarily to scale.

Typical Picture: Here,  $y_0$  is the minimum value, and  $x_0$  is the point where that minimum occurs.

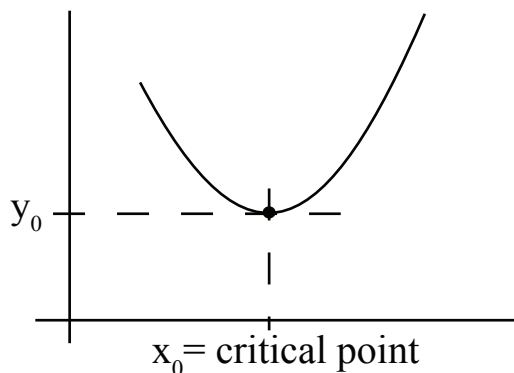


Figure 1: The critical point of a function

Notice that for  $x < x_0$ ,  $f'(x) < 0$ . In other words,  $f$  is decreasing to the left of the critical point. For  $x > x_0$ ,  $f'(x) > 0$ :  $f$  is increasing to the right of the critical point.

Another typical picture: Here,  $y_0$  is the critical (maximum) value, and  $x_0$  is the critical point.  $f$  is decreasing on the right side of the critical point, and increasing to the left of  $x_0$ .

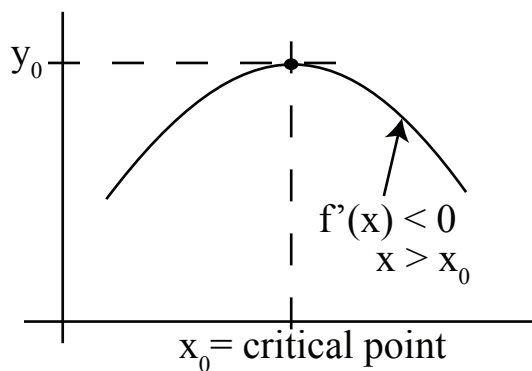


Figure 2: A concave-down graph



## Rubric for curve-sketching

1. (Precalc skill) Plot the discontinuities of  $f$  — especially the infinite ones!
2. Find the critical points. These are the points at which  $f'(x) = 0$  (usually where the slope changes from positive to negative, or vice versa.)
3. (a) Plot the critical points (and critical values), but only if it's relatively easy to do so.  
(b) Decide the sign of  $f'(x)$  in between the critical points (if it's not already obvious).
4. (Precalc skill) Find and plot the zeros of  $f$ . These are the values of  $x$  for which  $f(x) = 0$ . Only do this if it's relatively easy.
5. (Precalc skill) Determine the behavior at the endpoints (or at  $\pm\infty$ ).

### Example 1. $y = 3x - x^3$

1. No discontinuities.
2.  $y' = 3 - 3x^2 = 3(1 - x^2)$  so,  $y' = 0$  at  $x = \pm 1$ .
3. (a) At  $x = 1$ ,  $y = 3 - 1 = 2$ .  
(b) At  $x = -1$ ,  $y = -3 + 1 = -2$ . Mark these two points on the graph.
4. Find the zeros:  $y = 3x - x^3 = x(3 - x^2) = 0$  so the zeros lie at  $x = 0, \pm\sqrt{3}$ .
5. Behavior of the function as  $x \rightarrow \pm\infty$ .  
As  $x \rightarrow \infty$ , the  $x^3$  term of  $y$  dominates, so  $y \rightarrow -\infty$ . Likewise, as  $x \rightarrow -\infty$ ,  $y \rightarrow \infty$ .

Putting all of this information together gives us the graph as illustrated in Fig. 3)

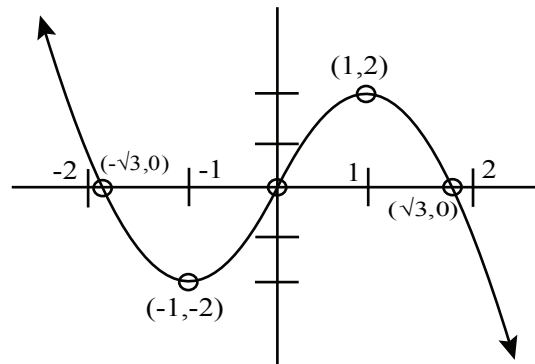


Figure 3: Sketch of the function  $y = 3x - x^3$ . Note the labeled zeros and critical points

Let us do step 3b (the sign of  $f'$ ) to double-check for consistency.

$$y' = 3 - 3x^2 = 3(1 - x^2)$$

$y' > 0$  when  $|x| < 1$ ;  $y' < 0$  when  $|x| > 1$ . Sure enough,  $y$  is increasing between  $x = -1$  and  $x = 1$ , and is decreasing everywhere else.

**Example 2.**  $y = \frac{1}{x}$ .

This example illustrates why it's important to find a function's discontinuities before looking at the properties of its derivative. We calculate

$$y' = \frac{-1}{x^2} < 0$$

Warning: The derivative is never positive, so you might think that  $y$  is always decreasing, and its graph looks something like that in Fig. 4.

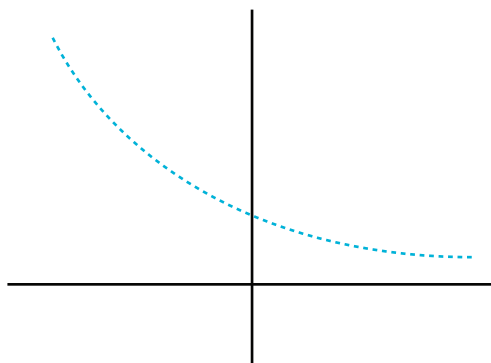


Figure 4: A monotonically decreasing function

But as you probably know, the graph of  $\frac{1}{x}$  looks nothing like this! It actually looks like Fig. 5. In fact,  $y = \frac{1}{x}$  is decreasing *except* at  $x = 0$ , where it jumps from  $-\infty$  to  $+\infty$ . This is why we must watch out for discontinuities.

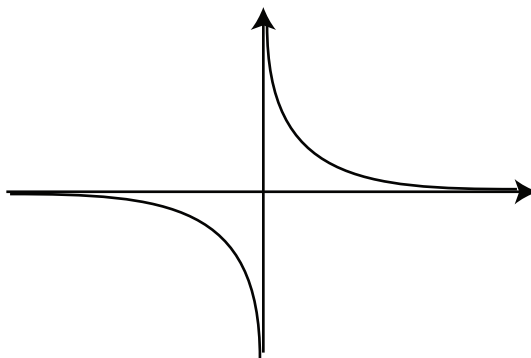


Figure 5: Graph of  $y = \frac{1}{x}$ .

**Example 3.**  $y = x^3 - 3x^2 + 3x$ .

$$y' = 3x^2 - 6x + 3 = 3(x^2 - 2x + 1) = 3(x - 1)^2$$

There is a critical point at  $x = 1$ .  $y' > 0$  on both sides of  $x = 1$ , so  $y$  is increasing everywhere. In this case, the sign of  $y'$  doesn't change at the critical point, but the graph does level out (see Fig. 6).

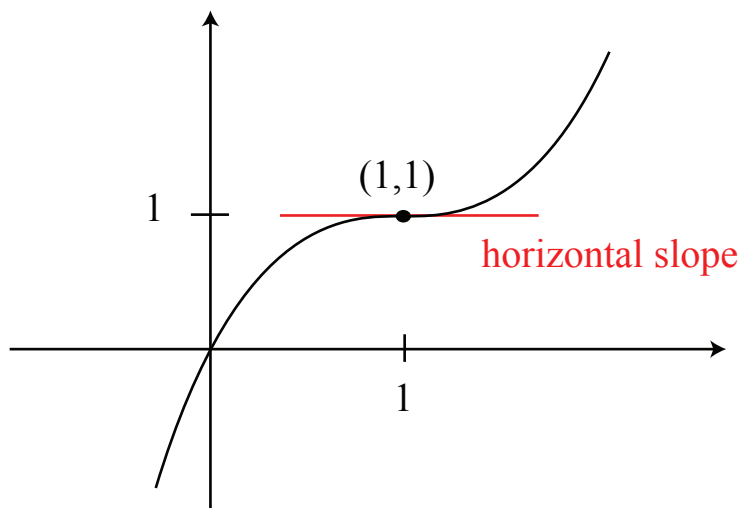


Figure 6: Graph of  $y = y = x^3 - 3x^2 + 3x$

**Example 4.**  $y = \frac{\ln x}{x}$  (Note: this function is only defined for  $x > 0$ )

What happens as  $x$  decreases towards zero? Let  $x = 2^{-n}$ . Then,

$$y = \frac{\ln 2^{-n}}{2^{-n}} = (-n \ln 2)2^n \rightarrow -\infty \text{ as } n \rightarrow \infty$$

In other words,  $y$  decreases to  $-\infty$  as  $x$  approaches zero.

Next, we want to find the critical points.

$$y' = \left( \frac{\ln x}{x} \right)' = \frac{x(\frac{1}{x}) - 1(\ln x)}{x^2} = \frac{1 - \ln x}{x^2}$$

$$y' = 0 \implies 1 - \ln x = 0 \implies \ln x = 1 \implies x = e$$

In other words, the critical point is  $x = e$  (from previous page). The critical value is

$$y(x) |_{x=e} = \frac{\ln e}{e} = \frac{1}{e}$$

Next, find the zeros of this function:

$$y = 0 \Leftrightarrow \ln x = 0$$

So  $y = 0$  when  $x = 1$ .

What happens as  $x \rightarrow \infty$ ? This time, consider  $x = 2^{2^n}$ .

$$y = \frac{\ln 2^{2^n}}{2^{2^n}} = \frac{n \ln 2}{2^{2^n}} \approx \frac{n(0.7)}{2^{2^n}}$$

So,  $y \rightarrow 0$  as  $n \rightarrow \infty$ . Putting all of this together gets us the graph in Fig. 7.

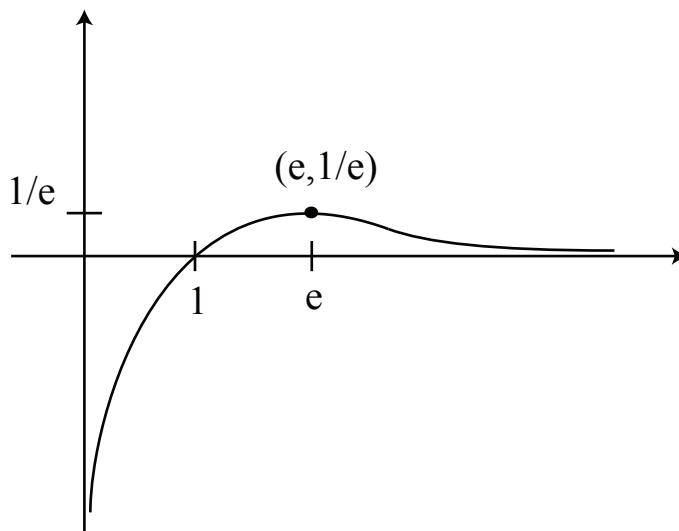


Figure 7: Graph of  $y = \frac{\ln x}{x}$

Finally, let's double-check this picture against the information we get from step 3b:

$$y' = \frac{1 - \ln x}{x^2} > 0 \quad \text{for } 0 < x < e$$

Sure enough, the function is increasing between 0 and the critical point.

## 2nd Derivative Information

When  $f'' > 0$ ,  $f'$  is increasing. When  $f'' < 0$ ,  $f'$  is decreasing. (See Fig. 8 and Fig. 9)

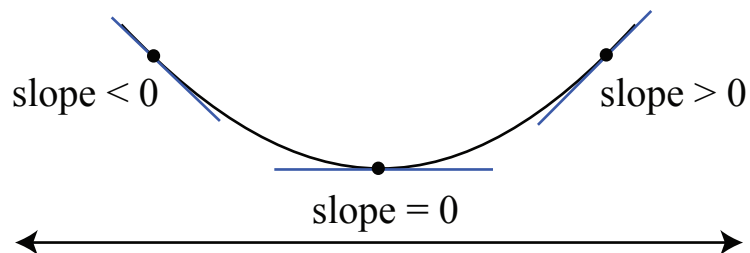


Figure 8:  $f$  is convex (concave-up). The slope increases from negative to positive as  $x$  increases.

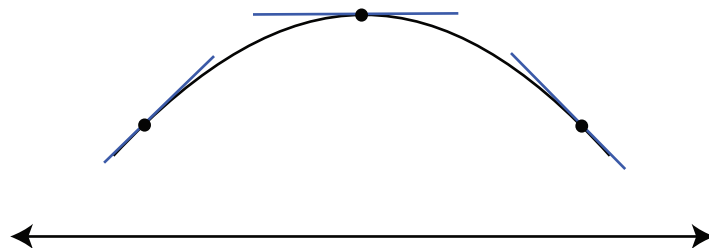


Figure 9:  $f$  is concave-down. The slope decreases from positive to negative as  $x$  increases.

Therefore, the sign of the second derivative tells us about concavity/convexity of the graph. Thus the second derivative is good for two purposes.

1. Deciding whether a critical point is a maximum or a minimum. This is known as the second derivative test.

$f'(x_0)$	$f''(x_0)$	Critical point is a:
0	negative	maximum
0	positive	minimum

2. Concave/convex “decoration.”

The points where  $f'' = 0$  are called *inflection points*. Usually, at these points the graph changes from concave up to down, or vice versa. Refer to Fig. 10 to see how this looks on Example 1.

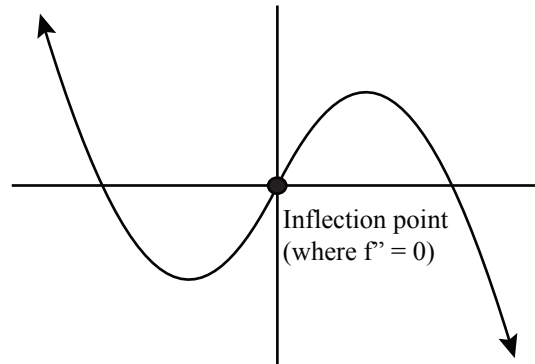


Figure 10: Inflection point:  $y = 3x - x^3$ ,  $y'' = -6x = 0$ , at  $x = 0$ .

## Lecture 11: Max/Min Problems

**Example 1.**  $y = \frac{\ln x}{x}$  (same function as in last lecture)

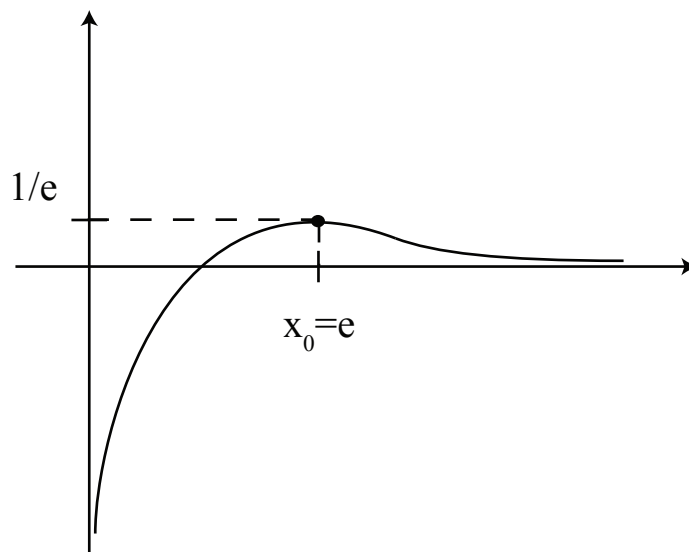


Figure 1: Graph of  $y = \frac{\ln x}{x}$ .

- What is the maximum value? Answer:  $y = \frac{1}{e}$ .
- Where (or at what point) is the maximum achieved? Answer:  $x = e$ . (See Fig. 1.)

**Beware:** Some people will ask “What is the maximum?”. The answer is *not*  $e$ . You will get so used to finding the critical point  $x = e$ , the main calculus step, that you will forget to find the maximum value  $y = \frac{1}{e}$ . Both the critical point  $x = e$  and critical value  $y = \frac{1}{e}$  are important. Together, they form the point of the graph  $(e, \frac{1}{e})$  where it turns around.

**Example 2.** Find the max and the min of the function in Fig. 2

Answer: If you’ve already graphed the function, it’s obvious where the maximum and minimum values are. The point is to find the maximum and minimum without sketching the whole graph.

**Idea:** Look for the max and min among the critical points and endpoints. You can see from Fig. 2 that we only need to compare the heights or  $y$ -values corresponding to endpoints and critical points. (Watch out for discontinuities!)

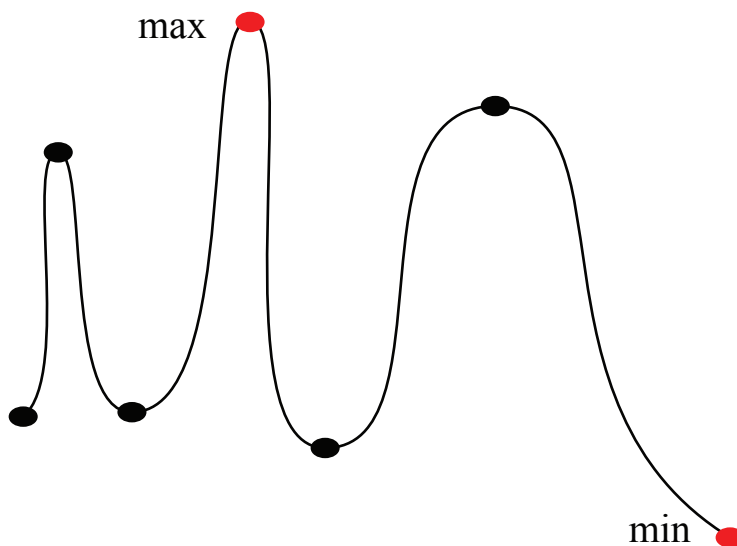


Figure 2: Search for max and min among critical points and endpoints

**Example 3.** Find the open-topped can with the least surface area enclosing a fixed volume,  $V$ .

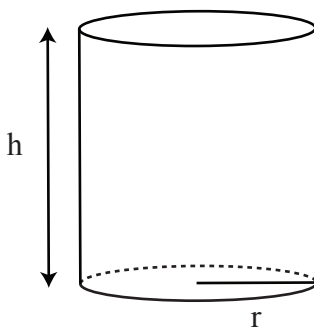


Figure 3: Open-topped can.

1. Draw the picture.
2. Figure out what variables to use. (In this case,  $r$ ,  $h$ ,  $V$  and surface area,  $S$ .)
3. Figure out what the constraints are in the problem, and express them using a formula. In this example, the constraint is

$$V = \pi r^2 h = \text{constant}$$

We're also looking for the surface area. So we need the formula for that, too:

$$S = \pi r^2 + (2\pi r)h$$

Now, in symbols, the problem is to minimize  $S$  with  $V$  constant.



4. Use the constraint equation to express everything in terms of  $r$  (and the constant  $V$ ).

$$h = \frac{V}{2\pi r}; \quad S = \pi r^2 + (2\pi r) \left( \frac{V}{\pi r^2} \right)$$

5. Find the critical points (solve  $dS/dr = 0$ ), as well as the endpoints.  $S$  will achieve its max and min at one of these places.

$$\frac{dS}{dr} = 2\pi r - \frac{2V}{r^2} = 0 \implies \pi r^3 - V = 0 \implies r^3 = \frac{V}{\pi} \implies r = \left( \frac{V}{\pi} \right)^{1/3}$$

We're not done yet. We've still got to evaluate  $S$  at the endpoints:  $r = 0$  and " $r = \infty$ ".

$$S = \pi r^2 + \frac{2V}{r}, \quad 0 \leq r < \infty$$

As  $r \rightarrow 0$ , the second term,  $\frac{2}{r}$ , goes to infinity, so  $S \rightarrow \infty$ . As  $r \rightarrow \infty$ , the first term  $\pi r^2$  goes to infinity, so  $S \rightarrow \infty$ . Since  $S = +\infty$  at each end, the minimum is achieved at the critical point  $r = (V/\pi)^{1/3}$ , not at either endpoint.

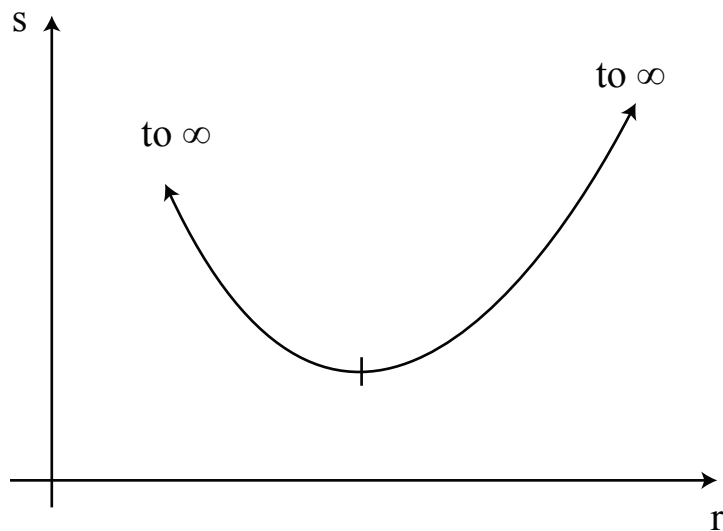


Figure 4: Graph of  $S$

We're still not done. We want to find the minimum value of the surface area,  $S$ , and the values of  $h$ .

$$r = \left( \frac{V}{\pi} \right)^{1/3}; \quad h = \frac{V}{\pi r^2} = \frac{V}{\pi \left( \frac{V}{\pi} \right)^{2/3}} = \frac{V}{\pi} \left( \frac{V}{\pi} \right)^{-2/3} = \left( \frac{V}{\pi} \right)^{1/3}$$

$$S = \pi r^2 + 2\frac{V}{r} = \pi \left( \frac{V}{\pi} \right)^{2/3} + 2V \left( \frac{V}{\pi} \right)^{1/3} = 3\pi^{-1/3} V^{2/3}$$

Finally, another, often better, way of answering that question is to find the proportions of the can. In other words, what is  $\frac{h}{r}$ ? Answer:  $\frac{h}{r} = \frac{(V/\pi)^{1/3}}{(V/\pi)^{1/3}} = 1$ .

**Example 4.** Consider a wire of length 1, cut into two pieces. Bend each piece into a square. We want to figure out where to cut the wire in order to enclose as much area in the two squares as possible.




Figure 5: Illustration for Example 5.

The first square will have sides of length  $\frac{x}{4}$ . Its area will be  $\frac{x^2}{16}$ . The second square will have sides of length  $\frac{1-x}{4}$ . Its area will be  $(\frac{1-x}{4})^2$ . The total area is then

$$A = \left(\frac{x}{4}\right)^2 + \left(\frac{1-x}{4}\right)^2$$

$$A' = \frac{2x}{16} + \frac{2(1-x)}{16}(-1) = \frac{x}{8} - \frac{1}{8} + \frac{x}{8} = 0 \implies 2x - 1 = 0 \implies x = \frac{1}{2}$$

So, one extreme value of the area is

$$A = \left(\frac{1}{4}\right)^2 + \left(\frac{1}{4}\right)^2 = \frac{1}{8}$$

We're not done yet, though. We still need to check the endpoints! At  $x = 0$ ,

$$A = 0^2 + \left(\frac{1-0}{4}\right)^2 = \frac{1}{16}$$

At  $x = 1$ ,

$$A = \left(\frac{1}{4}\right)^2 + 0^2 = \frac{1}{16}$$

By checking the endpoints in Fig. 6, we see that the *minimum* area was achieved at  $x = \frac{1}{2}$ . The maximum area is not achieved in  $0 < x < 1$ , but it is achieved at  $x = 0$  or  $1$ . The maximum corresponds to using the whole length of wire for one square.

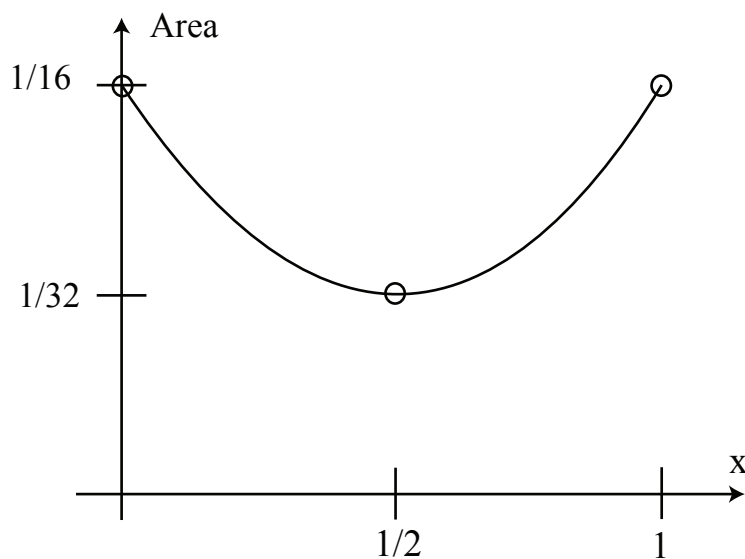


Figure 6: Graph of the area function.

**Moral:** Don't forget endpoints. If you only look at critical points you may find the worst answer, rather than the best one.

## Lecture 12: Related Rates

**Example 1.** Police are 30 feet from the side of the road. Their radar sees your car approaching at 80 feet per second when your car is 50 feet away from the radar gun. The speed limit is 65 miles per hour (which translates to 95 feet per second). Are you speeding?

First, draw a diagram of the setup (as in Fig. 1):

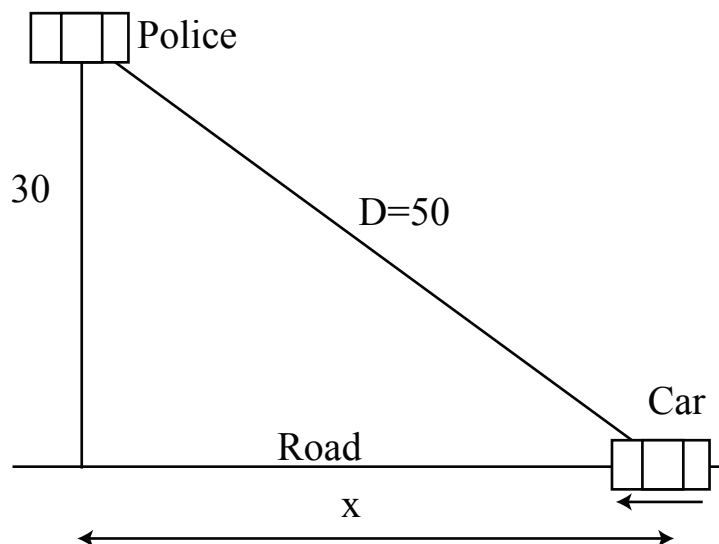


Figure 1: Illustration of example 1: triangle with the police, the car, the road,  $D$  and  $x$  labelled.

Next, give the variables names. The important thing to figure out is which variables are changing.

At  $D = 50$ ,  $x = 40$ . (We know this because it's a 3-4-5 right triangle.) In addition,  $\frac{dD}{dt} = D' = -80$ .  $D'$  is negative because the car is moving in the  $-x$  direction. Don't plug in the value for  $D$  yet!  $D$  is changing, and it depends on  $x$ .

The Pythagorean theorem says

$$30^2 + x^2 = D^2$$

Differentiate this equation with respect to time (implicit differentiation):

$$\frac{d}{dt}(30^2 + x^2 = D^2) \implies 2xx' = 2DD' \implies x' = \frac{2DD'}{2x}$$

Now, plug in the instantaneous numerical values:

$$x' = \frac{50}{40}(-80) = -100 \frac{\text{feet}}{\text{s}}$$

This exceeds the speed limit of 95 feet per second; you are, in fact, speeding.

There is another, longer, way of solving this problem. Start with

$$D = \sqrt{30^2 + x^2} = (30^2 + x^2)^{1/2}$$

$$\frac{d}{dt}D = \frac{1}{2}(30^2 + x^2)^{-1/2}(2x \frac{dx}{dt})$$

Plug in the values:

$$-80 = \frac{1}{2}(30^2 + 40^2)^{-1/2}(2)(40) \frac{dx}{dt}$$

and solve to find

$$\frac{dx}{dt} = -100 \frac{\text{feet}}{\text{s}}$$

(A third strategy is to differentiate  $x = \sqrt{D^2 - 30^2}$ ). It is easiest to differentiate the equation in its simplest algebraic form  $30^2 + x^2 = D^2$ , our first approach.

The general strategy for these types of problems is:

1. Draw a picture. Set up variables and equations.
2. Take derivatives.
3. Plug in the given values. Don't plug the values in until *after* taking the derivatives.

**Example 2.** Consider a conical tank. Its radius at the top is 4 feet, and it's 10 feet high. It's being filled with water at the rate of 2 cubic feet per minute. How fast is the water level rising when it is 5 feet high?

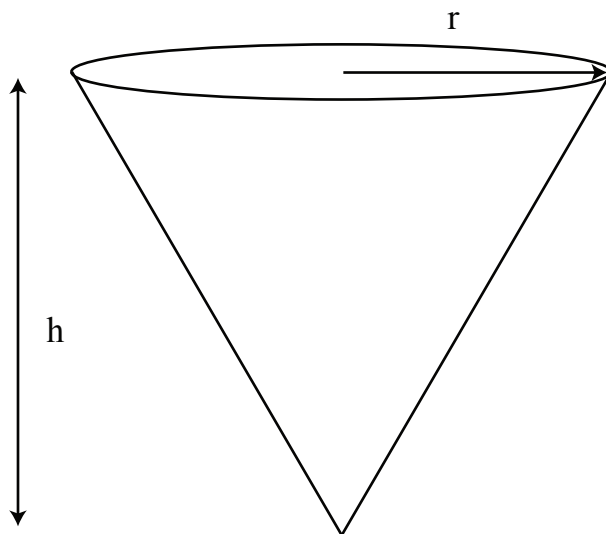


Figure 2: Illustration of example 2: inverted cone water tank.

From Fig. 2), the volume of the tank is given by

$$V = \frac{1}{3}\pi r^2 h$$

The key here is to draw the two-dimensional cross-section. We use the letters  $r$  and  $h$  to represent the variable radius and height of the water at any level. We can find the relationship between  $r$  and  $h$  from Fig. 3) using similar triangles.

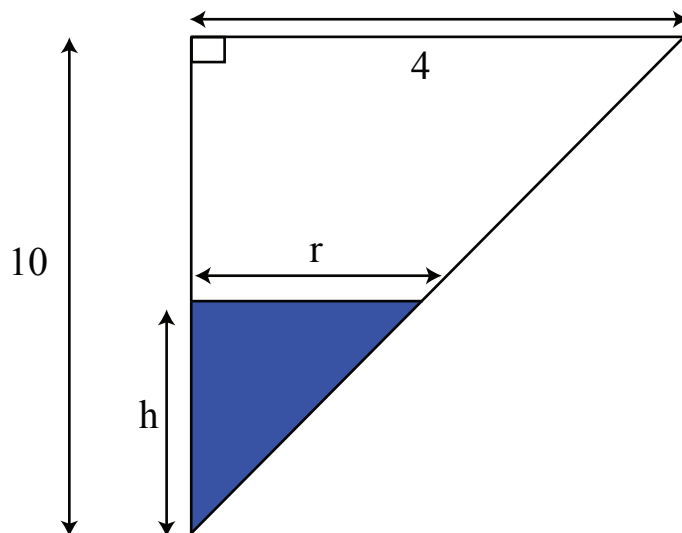


Figure 3: Relating  $r$  and  $h$ .

From Fig. 3), we see that

$$\frac{r}{h} = \frac{4}{10}$$

or, in other words,

$$r = \frac{2}{5}h$$

Plug this expression for  $r$  back into  $V$  to get

$$V = \frac{1}{3}\pi \left(\frac{2}{5}h\right)^2 h = \frac{4}{3(25)}\pi h^3$$

$$\frac{dV}{dt} = V' = \frac{4}{25}\pi h^2 h'$$

Now, plug in the numbers ( $\frac{dV}{dt} = 2$ ,  $h = 5$ ):

$$2 = \left(\frac{4}{25}\right)\pi(5)^2 h'$$

$$h' = \frac{1}{2\pi}$$

Related rates also arise on Problem Set 3 (Fig. 4). There's a part II margin of error problem involving a satellite, where you're asked to find  $\frac{\Delta L}{\Delta h}$ .

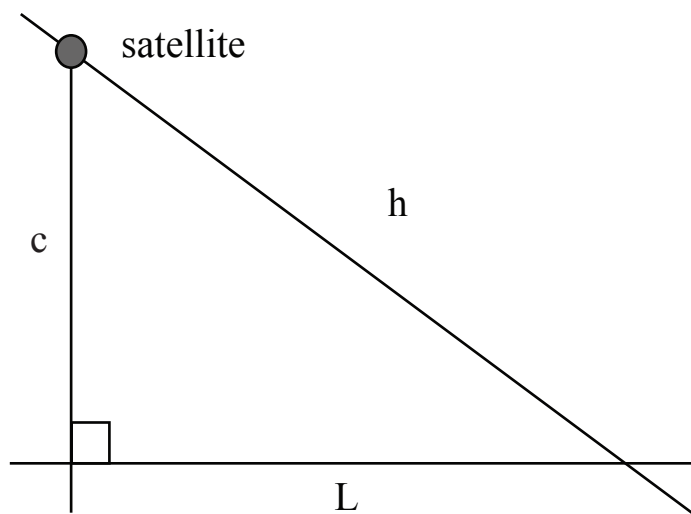


Figure 4: Illustration of the satellite problem.

$$\begin{aligned}
 L^2 + c^2 &= h^2 \\
 2LL' &= 2hh' \\
 \text{Hence, } \frac{\Delta L}{\Delta h} &\approx \frac{L'}{h'} = \frac{h}{L}
 \end{aligned}$$

There is also a parabolic mirror problem based on similar ideas (Fig. 5).

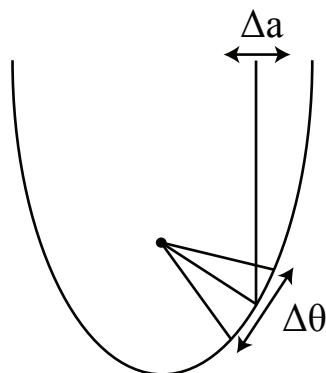


Figure 5: Illustration of the parabolic mirror problem.

Here, you want to find either  $\frac{\Delta a}{\Delta \theta}$  or  $\frac{\Delta \theta}{\Delta a}$ . This type of sensitivity of measurement problem matters in every measurement problem, for instance predicting whether asteroids will hit Earth.

# Lecture 13: Newton's Method and Other Applications

## Newton's Method

Newton's method is a powerful tool for solving equations of the form  $f(x) = 0$ .

**Example 1.**  $f(x) = x^2 - 3$ . In other words, solve  $x^2 - 3 = 0$ . We already know that the solution to this is  $x = \sqrt{3}$ . Newton's method, gives a good numerical approximation to the answer. The method uses tangent lines (see Fig. 1).

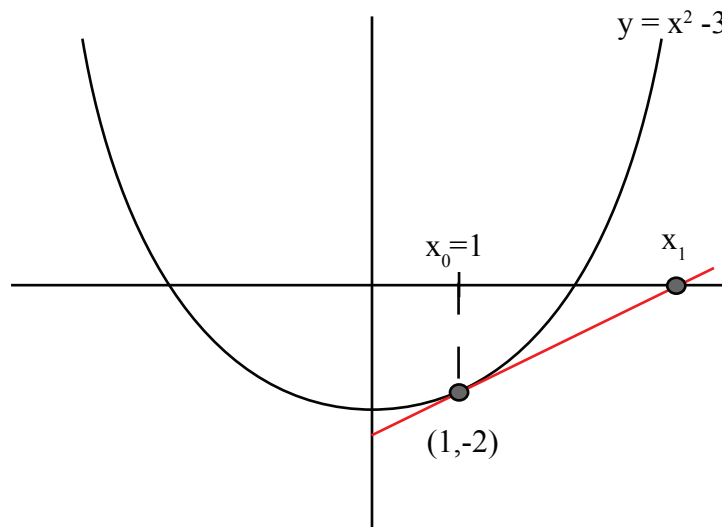


Figure 1: Illustration of Newton's Method, Example 1.

The goal is to find where the graph crosses the x-axis. We start with a guess of  $x_0 = 1$ . Plugging that back into the equation for  $y$ , we get  $y_0 = 1^2 - 3 = -2$ , which isn't very close to 0.

Our next guess is  $x_1$ , where the tangent line to the function at  $x_0$  crosses the x-axis. The equation for the tangent line is:

$$y - y_0 = m(x - x_0)$$

When the tangent line intercepts the x-axis,  $y = 0$ , so

$$\begin{aligned} -y_0 &= m(x_1 - x_0) \\ -\frac{y_0}{m} &= x_1 - x_0 \\ x_1 &= x_0 - \frac{y_0}{m} \end{aligned}$$

Remember:  $m$  is the slope of the tangent line to  $y = f(x)$  at the point  $(x_0, y_0)$ .



In terms of  $f$ :

$$\begin{aligned} y_0 &= f(x_0) \\ m &= f'(x_0) \end{aligned}$$

Therefore,

$$x_1 = x_0 - \frac{f(x_0)}{f'(x_0)}$$

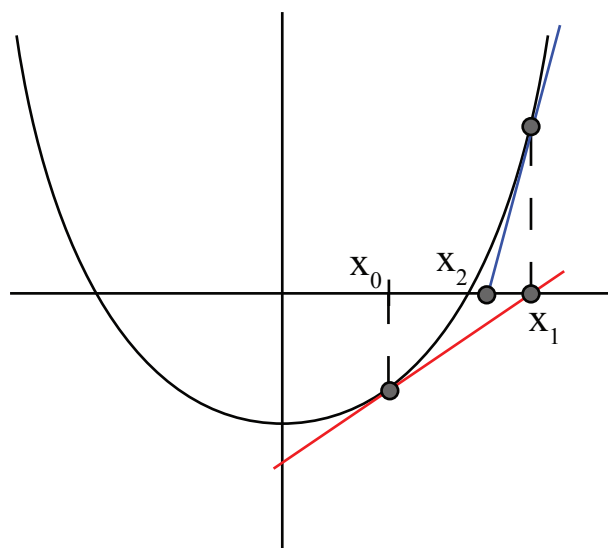


Figure 2: Illustration of Newton's Method, Example 1.

In our example,  $f(x) = x^2 - 3$ ,  $f'(x) = 2x$ . Thus,

$$\begin{aligned} x_1 &= x_0 - \frac{(x_0^2 - 3)}{2x_0} = x_0 - \frac{1}{2}x_0 + \frac{3}{2x_0} \\ x_1 &= \frac{1}{2}x_0 + \frac{3}{2x_0} \end{aligned}$$

The main idea is to repeat (iterate) this process:

$$\begin{aligned} x_2 &= \frac{1}{2}x_1 + \frac{3}{2x_1} \\ x_3 &= \frac{1}{2}x_2 + \frac{3}{2x_2} \end{aligned}$$

and so on. The procedure approximates  $\sqrt{3}$  extremely well.

x	y	accuracy: $ y - \sqrt{3} $
$x_0$	1	
$x_1$	2	$3 \times 10^{-1}$
$x_2$	$\frac{7}{4}$	$2 \times 10^{-2}$
$x_3$	$\frac{7}{8} + \frac{6}{7}$	$10^{-4}$
$x_4$	$\frac{18,817}{10,864}$	$3 \times 10^{-9}$

Notice that the number of digits of accuracy doubles with each iteration.

## Summary

Newton's Method is illustrated in Fig. 3 and can be summarized as follows:

$$x_{k+1} = x_k - \frac{f(x_k)}{f'(x_k)}$$

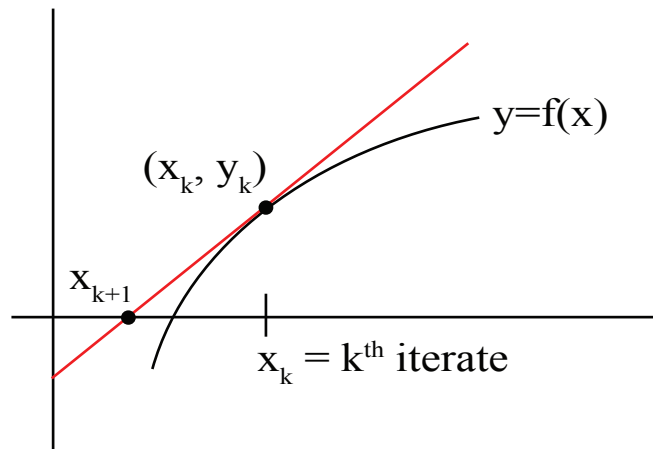


Figure 3: Illustration of Newton's Method.

Example 1 considered the particular case of

$$f(x) = x^2 - 3$$

$$x_{k+1} = x_k - \frac{f(x_k)}{f'(x_k)} = \dots = \frac{1}{2}x_k + \frac{3}{2x_k}$$

Now, we define

$$\bar{x} = \lim_{k \rightarrow \infty} x_k \quad (x_k \rightarrow \bar{x} \text{ as } k \rightarrow \infty)$$

To evaluate  $\bar{x}$  in Example 1, take the limit as  $k \rightarrow \infty$  in the equation

$$x_{k+1} = \frac{1}{2}x_k + \frac{3}{2x_k}$$

This yields

$$\bar{x} = \frac{1}{2}\bar{x} + \frac{3}{2\bar{x}} \implies \bar{x} - \frac{1}{2}\bar{x} = \frac{3}{2\bar{x}} \implies \frac{1}{2}\bar{x} = \frac{3}{2\bar{x}} \implies \bar{x}^2 = 3$$

which is just what we hoped:  $\bar{x} = \sqrt{3}$ .

**Warning 1. Newton's Method can find an unexpected root.**

Example: if you take  $x_0 = -1$ , then  $x_k \rightarrow -\sqrt{3}$  instead of  $+\sqrt{3}$ . This convergence to an unexpected root is illustrated in Fig. 4

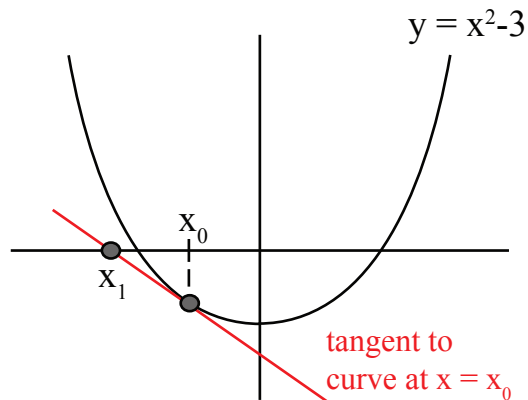


Figure 4: Newton's method converging to an unexpected root.

**Warning 2. Newton's Method can fail completely.**

This failure is illustrated in Fig. 5. In this case,  $x_2 = x_0$ ,  $x_3 = x_1$ , and so forth. It repeats in a cycle, and never converges to a single value.

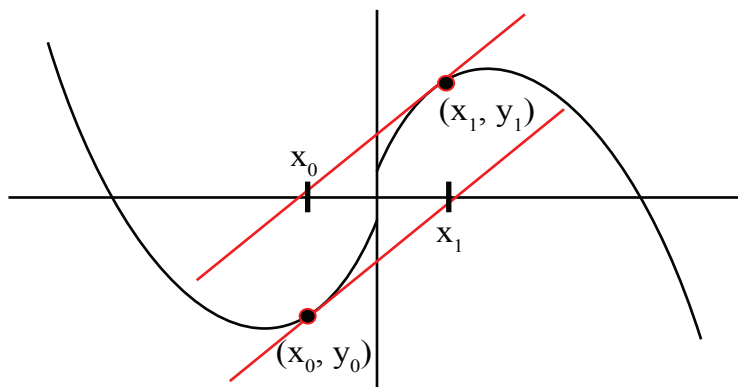


Figure 5: Newton's method converging to an unexpected root.

## Ring on a String

Consider a ring on a string<sup>1</sup> held fixed at two ends at  $(0, 0)$  and  $(a, b)$  (see Fig. 6). The ring is free to slide to any point. Find the position  $(x, y)$  of the string.

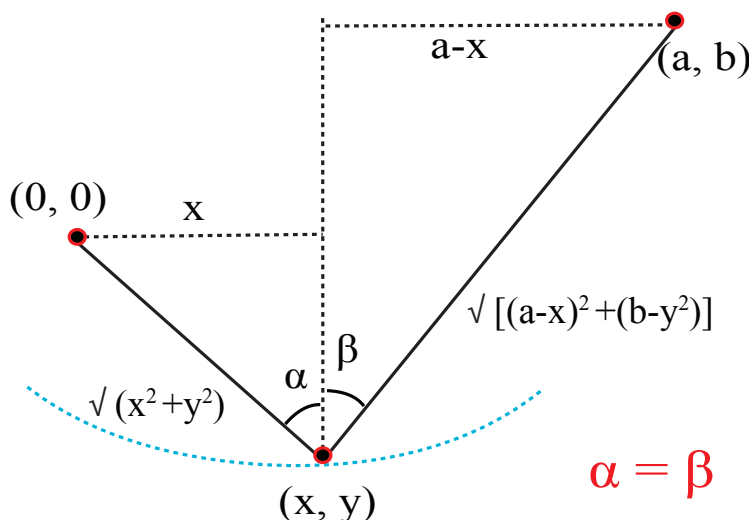


Figure 6: Illustration of the Ring on a String problem.

**Physical Principle** The ring settles at the lowest height (lowest potential energy), so the problem is to minimize  $y$  subject to the constraint that  $(x, y)$  is on the string.

**Constraint** The length  $L$  of the string is fixed:

$$\sqrt{x^2 + y^2} + \sqrt{(x - a)^2 + (y - b)^2} = L$$

The function  $y = y(x)$  is determined implicitly by the constraint equation above. We traced the constraint curve (possible positions of the ring) on the blackboard. This curve is an ellipse with foci at  $(0, 0)$  and  $(a, b)$ , but knowing that the curve is an ellipse does not help us find the lowest point.

Experiments with the hanging ring show that the lowest point is somewhere in the middle. Since the ends of the constraint curve are higher than the middle, the lowest point is a critical point (a point where  $y'(x) = 0$ ). In class we also gave a physical demonstration of this by drawing the horizontal tangent at the lowest point.

To find the critical point, differentiate the constraint equation implicitly with respect to  $x$ ,

$$\frac{x + yy'}{\sqrt{x^2 + y^2}} + \frac{x - a + (y - b)y'}{\sqrt{(x - a)^2 + (y - b)^2}} = 0$$

Since  $y' = 0$  at the critical point, the equation can be rewritten as

$$\frac{x}{\sqrt{x^2 + y^2}} = \frac{a - x}{\sqrt{(x - a)^2 + (y - b)^2}}$$

<sup>1</sup>©1999 and ©2007 David Jerison

From Fig. 6, we see that the last equation can be interpreted geometrically as saying that

$$\sin \alpha = \sin \beta$$

where  $\alpha$  and  $\beta$  are the angles the left and right portions of the string make with the vertical.

## Physical and geometric conclusions

*The angles  $\alpha$  and  $\beta$  are equal.* Using vectors to compute the force exerted by gravity on the two halves of the string, one finds that there is *equal tension* in the two halves of the string - a physical equilibrium. (From another point of view, the equal angle property expresses a geometric property of ellipses: Suppose that the ellipse is a mirror. A ray of light from the focus  $(0, 0)$  reflects off the mirror according to the rule angle of incidence equals angle of reflection, and therefore the ray goes directly to the other focus at  $(a, b)$ .)

## Formulae for $x$ and $y$

We did not yet find the location of  $(x, y)$ . We will now show that

$$x = \frac{a}{2} \left( 1 - \frac{b}{\sqrt{L^2 - a^2}} \right), \quad y = \frac{1}{2} \left( b - \sqrt{L^2 - a^2} \right)$$

Because  $\alpha = \beta$ ,

$$x = \sqrt{x^2 + y^2} \sin \alpha; \quad a - x = \sqrt{(x - a)^2 + (y - b)^2} \sin \alpha$$

Adding these two equations,

$$a = \left( \sqrt{x^2 + y^2} + \sqrt{(x - a)^2 + (y - b)^2} \right) \sin \alpha = L \sin \alpha \implies \sin \alpha = \frac{a}{L}$$

The equations for the vertical legs of the right triangles are (note that  $y < 0$ ):

$$-y = \sqrt{x^2 + y^2} \cos \alpha; \quad b - y = \sqrt{(x - a)^2 + (y - b)^2} \cos \beta$$

Adding these two equations, and using  $\alpha = \beta$ ,

$$b - 2y = \left( \sqrt{x^2 + y^2} + \sqrt{(x - a)^2 + (y - b)^2} \right) \cos \alpha = L \cos \alpha \implies y = \frac{1}{2}(b - L \cos \alpha)$$

Use the relation  $\sin \alpha = \frac{a}{L}$  to write  $L \cos \alpha = L\sqrt{1 - \sin^2 \alpha} = \sqrt{L^2 - a^2}$ . Then the formula for  $y$  is

$$y = \frac{1}{2} \left( b - \sqrt{L^2 - a^2} \right)$$

Finally, to find the formula for  $x$ , use the similar right triangles

$$\tan \alpha = \frac{x}{-y} = \frac{a - x}{b - y} \implies x(b - y) = (-y)(a - x) \implies (b - 2y)x = -ay$$

Therefore,

$$x = \frac{-ay}{b - 2y} = \frac{a}{2} \left( 1 - \frac{b}{\sqrt{L^2 - a^2}} \right)$$

Thus we have formulae for  $x$  and  $y$  in terms of  $a$ ,  $b$  and  $L$ .

I omitted the derivation of the formulae for  $x$  and  $y$  in lecture because it is long and because we got all of our physical intuition and understanding out of the problem from the balance condition that was the immediate consequence of the critical point computation.

**Final Remark.** In 18.02, you will learn to treat constrained max/min problems in any number of variables using a method called Lagrange multipliers.

# Lecture 14: Mean Value Theorem and Inequalities

## Mean-Value Theorem

The Mean-Value Theorem (MVT) is the underpinning of calculus. It says:

If  $f$  is differentiable on  $a < x < b$ , and continuous on  $a \leq x \leq b$ , then

$$\frac{f(b) - f(a)}{b - a} = f'(c) \quad (\text{for some } c, a < c < b)$$

Here,  $\frac{f(b) - f(a)}{b - a}$  is the slope of a secant line, while  $f'(c)$  is the slope of a tangent line.

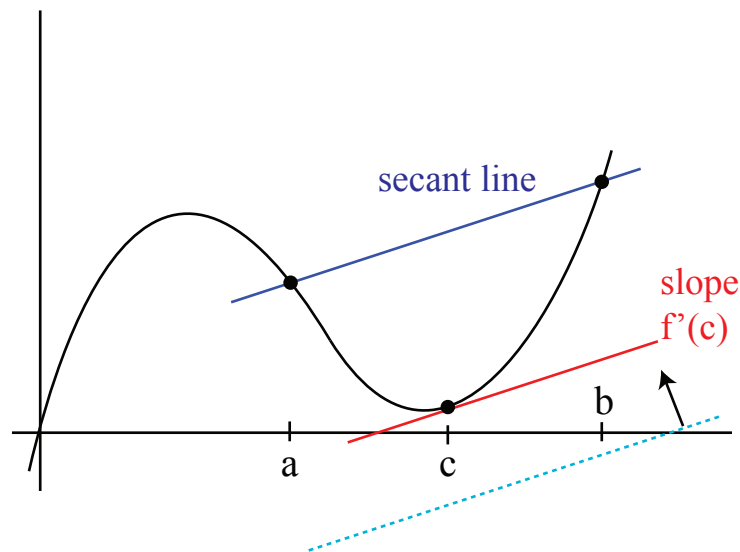


Figure 1: Illustration of the Mean Value Theorem.

**Geometric Proof:** Take (dotted) lines parallel to the secant line, as in Fig. 1 and shift them up from below the graph until one of them first touches the graph. Alternatively, one may have to start with a dotted line above the graph and move it down until it touches.

If the function isn't differentiable, this approach goes wrong. For instance, it breaks down for the function  $f(x) = |x|$ . The dotted line always touches the graph first at  $x = 0$ , no matter what its slope is, and  $f'(0)$  is undefined (see Fig. 2).

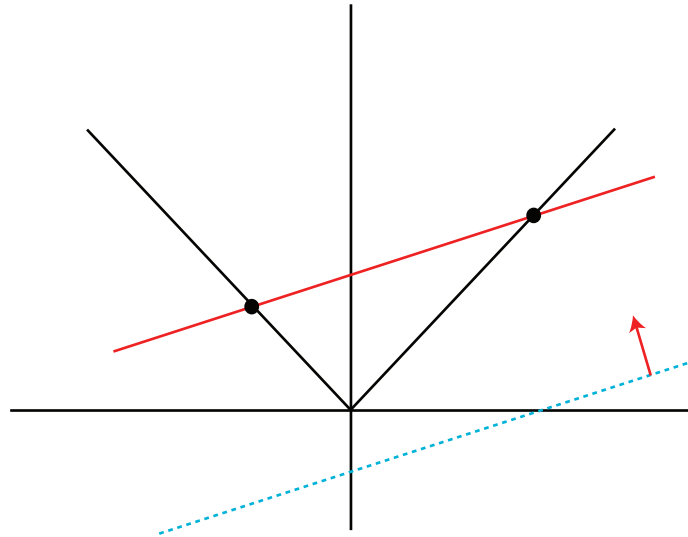


Figure 2: Graph of  $y = |x|$ , with secant line. (MVT goes wrong.)

## Interpretation of the Mean Value Theorem

You travel from Boston to Chicago (which we'll assume is a 1,000 mile trip) in exactly 3 hours. At some time in between the two cities, you must have been going at exactly  $\frac{1000}{3}$  mph.

$f(t)$  = position, measured as the distance from Boston.

$$f(3) = 1000, \quad f(0) = 0, \quad a = 0, \quad \text{and } b = 3.$$

$$\frac{1000}{3} = \frac{f(b) - f(a)}{3} = f'(c)$$

where  $f'(c)$  is your speed at some time,  $c$ .

## Versions of the Mean Value Theorem

There is a second way of writing the MVT:

$$\begin{aligned} f(b) - f(a) &= f'(c)(b - a) \\ f(b) &= f(a) + f'(c)(b - a) \quad (\text{for some } c, a < c < b) \end{aligned}$$

There is also a third way of writing the MVT: change the name of  $b$  to  $x$ .

$$\boxed{f(x) = f(a) + f'(c)(x - a) \quad \text{for some } c, a < c < x}$$

The theorem does not say what  $c$  is. It depends on  $f$ ,  $a$ , and  $x$ .

This version of the MVT should be compared with linear approximation (see Fig. 3).

$$f(x) \approx f(a) + f'(a)(x - a) \quad x \text{ near } a$$

The tangent line in the linear approximation has a definite slope  $f'(a)$ . by contrast formula is an exact formula. It conceals its lack of specificity in the slope  $f'(c)$ , which could be the slope of  $f$  at any point between  $a$  and  $x$ .

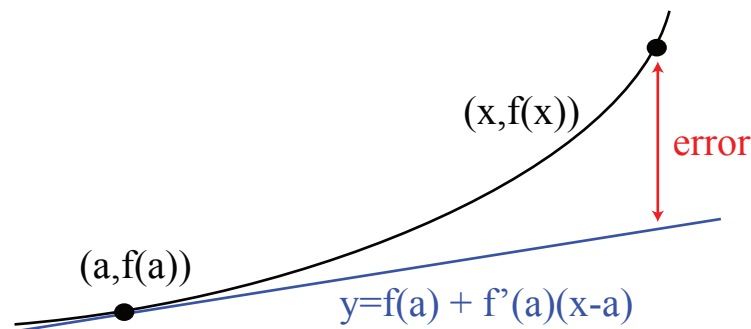


Figure 3: MVT vs. Linear Approximation.

## Uses of the Mean Value Theorem.

**Key conclusions:** (The conclusions from the MVT are theoretical)

1. If  $f'(x) > 0$ , then  $f$  is increasing.
2. If  $f'(x) < 0$ , then  $f$  is decreasing.
3. If  $f'(x) = 0$  all  $x$ , then  $f$  is constant.

### Definition of increasing/decreasing:

Increasing means  $a < b \Rightarrow f(a) < f(b)$ . Decreasing means  $a < b \Rightarrow f(a) > f(b)$ .

### Proofs:

#### Proof of 1:

$$\begin{aligned} a &< b \\ f(b) &= f(a) + f'(c)(b - a) \end{aligned}$$

Because  $f'(c)$  and  $(b - a)$  are both positive,

$$f(b) = f(a) + f'(c)(b - a) > f(a)$$

(The proof of 2 is omitted because it is similar to the proof of 1)

#### Proof of 3:

$$f(b) = f(a) + f'(c)(b - a) = f(a) + 0(b - a) = f(a)$$

Conclusions 1,2, and 3 seem obvious, but let me persuade you that they are not. Think back to the definition of the derivative. It involves infinitesimals. It's not a sure thing that these infinitesimals have anything to do with the non-infinitesimal behavior of the function.



## Inequalities

The fundamental property  $f' > 0 \implies f$  is increasing can be used to deduce many other inequalities.

**Example.**  $e^x$

1.  $e^x > 0$
2.  $e^x > 1$  for  $x > 0$
3.  $e^x > 1 + x$

**Proofs.** We will take property 1 ( $e^x > 0$ ) for granted. Proofs of the other two properties follow:

Proof of 2: Define  $f_1(x) = e^x - 1$ . Then,  $f_1(0) = e^0 - 1 = 0$ , and  $f_1'(x) = e^x > 0$ . (This last assertion is from step 1). Hence,  $f_1(x)$  is increasing, so  $f_1(x) > f_1(0) = 0$  for  $x > 0$ . That is:

$$e^x > 1 \text{ for } x > 0$$

.

Proof of 3: Let  $f_2(x) = e^x - (1 + x)$ .

$$f_2'(x) = e^x - 1 = f_1(x) > 0 \quad (\text{if } x > 0).$$

Hence,  $f_2(x) > 0$  for  $x > 0$ . In other words,

$$e^x > 1 + x$$

Similarly,  $e^x > 1 + x + \frac{x^2}{2}$  (proved using  $f_3(x) = e^x - (1 + x + \frac{x^2}{2})$ ). One can keep on going:  $e^x > 1 + x + \frac{x^2}{2} + \frac{x^3}{3!}$  for  $x > 0$ . Eventually, it turns out that

$$e^x = 1 + x + \frac{x^2}{2} + \frac{x^3}{3!} + \cdots \quad (\text{an infinite sum})$$

We will be discussing this when we get to Taylor series near the end of the course.

# Lecture 15: Differentials and Antiderivatives

## Differentials

New notation:

$$\boxed{dy = f'(x)dx} \quad (y = f(x))$$

Both  $dy$  and  $f'(x)dx$  are called *differentials*. You can think of

$$\frac{dy}{dx} = f'(x)$$

as a quotient of differentials. One way this is used is for linear approximations.

$$\frac{\Delta y}{\Delta x} \approx \frac{dy}{dx}$$

**Example 1.** Approximate  $65^{1/3}$

**Method 1 (review of linear approximation method)**

$$\begin{aligned} f(x) &= x^{1/3} \\ f'(x) &= \frac{1}{3}x^{-2/3} \\ f(x) &\approx f(a) + f'(a)(x - a) \\ x^{1/3} &\approx a^{1/3} + \frac{1}{3}a^{-2/3}(x - a) \end{aligned}$$

A good base point is  $a = 64$ , because  $64^{1/3} = 4$ .

Let  $x = 65$ .

$$65^{1/3} = 64^{1/3} + \frac{1}{3}64^{-2/3}(65 - 64) = 4 + \frac{1}{3} \left( \frac{1}{16} \right) (1) = 4 + \frac{1}{48} \approx 4.02$$

Similarly,

$$(64.1)^{1/3} \approx 4 + \frac{1}{480}$$

**Method 2 (review)**

$$65^{1/3} = (64 + 1)^{1/3} = \left[ 64 \left( 1 + \frac{1}{64} \right) \right]^{1/3} = 64^{1/3} \left[ 1 + \frac{1}{64} \right]^{1/3} = 4 \left[ 1 + \frac{1}{64} \right]^{1/3}$$

Next, use the approximation  $(1 + x)^r \approx 1 + rx$  with  $r = \frac{1}{3}$  and  $x = \frac{1}{64}$ .

$$65^{1/3} \approx 4 \left( 1 + \frac{1}{3} \left( \frac{1}{64} \right) \right) = 4 + \frac{1}{48}$$

This is the same result that we got from Method 1.

**Method 3 (with differential notation)**

$$y = x^{1/3}|_{x=64} = 4$$

$$dy = \frac{1}{3}x^{-2/3}dx|_{x=64} = \frac{1}{3} \left( \frac{1}{16} \right) dx = \frac{1}{48}dx$$

We want  $dx = 1$ , since  $(x + dx) = 65$ .  $dy = \frac{1}{48}$  when  $dx = 1$ .

$$(65)^{1/3} = 4 + \frac{1}{48}$$

What underlies all three of these methods is

$$y = x^{1/3}$$

$$\frac{dy}{dx} = \frac{1}{3}x^{-2/3}|_{x=64}$$

**Anti-derivatives**

$F(x) = \int f(x)dx$  means that  $F$  is the antiderivative of  $f$ .

Other ways of saying this are:

$$F'(x) = f(x) \quad \text{or,} \quad dF = f(x)dx$$

**Examples:**

1.  $\int \sin x dx = -\cos x + c$  where  $c$  is any constant.
2.  $\int x^n dx = \frac{x^{n+1}}{n+1} + c$  for  $n \neq -1$ .
3.  $\int \frac{dx}{x} = \ln|x| + c$  (This takes care of the exceptional case  $n = -1$  in 2.)
4.  $\int \sec^2 x dx = \tan x + c$
5.  $\int \frac{dx}{\sqrt{1-x^2}} = \sin^{-1} x + c$  (where  $\sin^{-1} x$  denotes “inverse sin” or arcsin, and not  $\frac{1}{\sin x}$ )
6.  $\int \frac{dx}{1+x^2} = \tan^{-1}(x) + c$

**Proof of Property 2:** The absolute value  $|x|$  gives the correct answer for both positive and negative  $x$ . We will double check this now for the case  $x < 0$ :

$$\ln|x| = \ln(-x)$$

$$\frac{d}{dx} \ln(-x) = \left( \frac{d}{du} \ln(u) \right) \frac{du}{dx} \quad \text{where } u = -x.$$

$$\frac{d}{dx} \ln(-x) = \frac{1}{u}(-1) = \frac{1}{-x}(-1) = \frac{1}{x}$$

### Uniqueness of the antiderivative up to an additive constant.

If  $F'(x) = f(x)$ , and  $G'(x) = f(x)$ , then  $G(x) = F(x) + c$  for some constant factor  $c$ .

Proof:

$$(G - F)' = f - f = 0$$

Recall that we proved as a corollary of the Mean Value Theorem that if a function has a derivative zero then it is constant. Hence  $G(x) - F(x) = c$  (for some constant  $c$ ). That is,  $G(x) = F(x) + c$ .

### Method of substitution.

**Example 1.**  $\int x^3(x^4 + 2)^5 dx$

Substitution:

$$u = x^4 + 2, \quad du = 4x^3 dx, \quad (x^4 + 2)^5 = u^5, \quad x^3 dx = \frac{1}{4} du$$

Hence,

$$\int x^3(x^4 + 2)^5 dx = \frac{1}{4} \int u^5 du = \frac{u^6}{4(6)} = \frac{u^6}{24} + c = \frac{1}{24}(x^4 + 2)^6 + c$$

**Example 2.**  $\int \frac{x}{\sqrt{1+x^2}} dx$

Another way to find an anti-derivative is “advanced guessing.” First write

$$\int \frac{x}{\sqrt{1+x^2}} dx = \int x(1+x^2)^{-1/2} dx$$

Guess:  $(1+x^2)^{1/2}$ . Check this.

$$\frac{d}{dx}(1+x^2)^{1/2} = \frac{1}{2}(1+x^2)^{-1/2}(2x) = x(1+x^2)^{-1/2}$$

Therefore,

$$\int x(1+x^2)^{-1/2} dx = (1+x^2)^{1/2} + c$$

**Example 3.**  $\int e^{6x} dx$

Guess:  $e^{6x}$ . Check this:

$$\frac{d}{dx} e^{6x} = 6e^{6x}$$

Therefore,

$$\int e^{6x} dx = \frac{1}{6} e^{6x} + c$$

**Example 4.**  $\int x e^{-x^2} dx$

Guess:  $e^{-x^2}$  Again, take the derivative to check:

$$\frac{d}{dx} e^{-x^2} = (-2x)(e^{-x^2})$$

Therefore,

$$\int x e^{-x^2} dx = -\frac{1}{2} e^{-x^2} + c$$

**Example 5.**  $\int \sin x \cos x dx = \frac{1}{2} \sin^2 x + c$

Another, equally acceptable answer is

$$\int \sin x \cos x dx = -\frac{1}{2} \cos^2 x + c$$

This seems like a contradiction, so let's check our answers:

$$\frac{d}{dx} \sin^2 x = (2 \sin x)(\cos x)$$

and

$$\frac{d}{dx} \cos^2 x = (2 \cos x)(-\sin x)$$

So both of these are correct. Here's how we resolve this apparent paradox: the difference between the two answers is a constant.

$$\frac{1}{2} \sin^2 x - \left(-\frac{1}{2} \cos^2 x\right) = \frac{1}{2}(\sin^2 x + \cos^2 x) = \frac{1}{2}$$

So,

$$\frac{1}{2} \sin^2 x - \frac{1}{2} = \frac{1}{2}(\sin^2 x - 1) = \frac{1}{2}(-\cos^2 x) = -\frac{1}{2} \cos^2 x$$

The two answers are, in fact, equivalent. The constant  $c$  is shifted by  $\frac{1}{2}$  from one answer to the other.

**Example 6.**  $\int \frac{dx}{x \ln x}$  (We will assume  $x > 0$ .)

Let  $u = \ln x$ . This means  $du = \frac{1}{x} dx$ . Substitute these into the integral to get

$$\int \frac{dx}{x \ln x} = \int \frac{1}{u} du = \ln u + c = \ln(\ln(x)) + c$$

# Lecture 16: Differential Equations and Separation of Variables

## Ordinary Differential Equations (ODEs)

**Example 1.**  $\frac{dy}{dx} = f(x)$

Solution:  $y = \int f(x)dx$ . We consider these types of equations as solved.

**Example 2.**  $\left(\frac{d}{dx} + x\right)y = 0$  (or  $\frac{dy}{dx} + xy = 0$ )

( $\left(\frac{d}{dx} + x\right)$  is known in quantum mechanics as the *annihilation operator*.)

Besides integration, we have only one method of solving this so far, namely, substitution. Solving for  $\frac{dy}{dx}$  gives:

$$\frac{dy}{dx} = -xy$$

The key step is to *separate variables*.

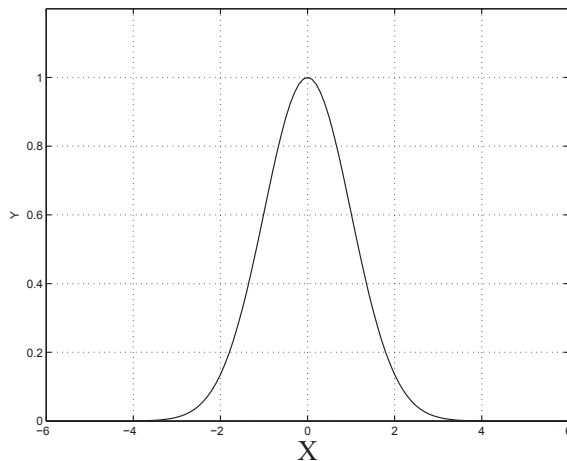
$$\frac{dy}{y} = -x dx$$

Note that all  $y$ -dependence is on the left and all  $x$ -dependence is on the right.

Next, take the antiderivative of both sides:

$$\begin{aligned} \int \frac{dy}{y} &= - \int x dx \\ \ln |y| &= -\frac{x^2}{2} + c \quad (\text{only need one constant } c) \\ |y| &= e^c e^{-x^2/2} \quad (\text{exponentiate}) \\ y &= a e^{-x^2/2} \quad (a = \pm e^c) \end{aligned}$$

Despite the fact that  $e^c \neq 0, a = 0$  is possible along with all  $a \neq 0$ , depending on the initial conditions. For instance, if  $y(0) = 1$ , then  $y = e^{-x^2/2}$ . If  $y(0) = a$ , then  $y = a e^{-x^2/2}$  (See Fig. 1).

Figure 1: Graph of  $y = e^{-\frac{x^2}{2}}$ .

In general:

$$\begin{aligned} \frac{dy}{dx} &= f(x)g(y) \\ \frac{dy}{g(y)} &= f(x)dx \quad \text{which we can write as} \\ h(y)dy &= f(x)dx \quad \text{where } h(y) = \frac{1}{g(y)}. \end{aligned}$$

Now, we get an implicit formula for  $y$ :

$$H(y) = F(x) + c \quad (H(y) = \int h(y)dy; \quad F(x) = \int f(x)dx)$$

where  $H' = h$ ,  $F' = f$ , and

$$y = H^{-1}(F(x) + c)$$

( $H^{-1}$  is the inverse function.)

In the previous example:

$$\begin{aligned} f(x) &= x; & F(x) &= \frac{-x^2}{2}; \\ g(y) &= y; & h(y) &= \frac{1}{g(y)} = \frac{1}{y}, & H(y) &= \ln |y| \end{aligned}$$

**Example 3 (Geometric Example).**  $\frac{dy}{dx} = 2\left(\frac{y}{x}\right)$ .

Find a graph such that the slope of the tangent line is twice the slope of the ray from  $(0,0)$  to  $(x,y)$  seen in Fig. 2.

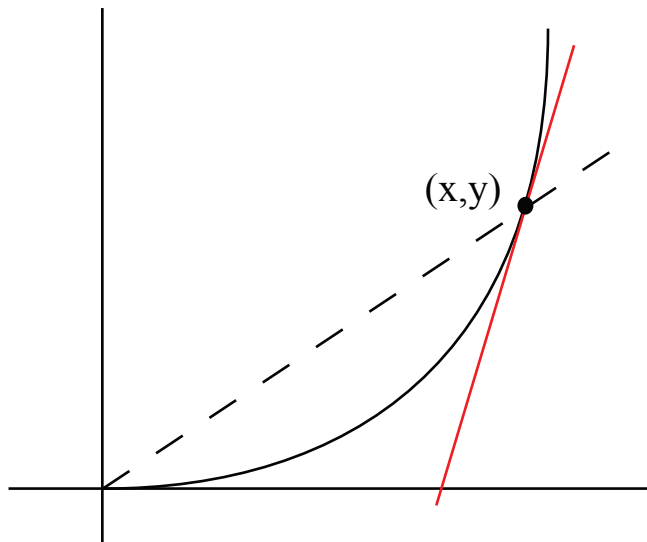


Figure 2: The slope of the tangent line (red) is twice the slope of the ray from the origin to the point  $(x,y)$ .

$$\begin{aligned}\frac{dy}{y} &= \frac{2dx}{x} \quad (\text{separate variables}) \\ \ln|y| &= 2\ln|x| + c \quad (\text{antiderivative}) \\ |y| &= e^c x^2 \quad (\text{exponentiate; remember, } e^{2\ln|x|} = x^2)\end{aligned}$$

Thus,

$$y = ax^2$$

Again,  $a < 0$ ,  $a > 0$  and  $a = 0$  are all acceptable. Possible solutions include, for example,

$$\begin{aligned}y &= x^2 \quad (a = 1) \\ y &= 2x^2 \quad (a = 2) \\ y &= -x^2 \quad (a = -1) \\ y &= 0x^2 = 0 \quad (a = 0) \\ y &= -2y^2 \quad (a = -2) \\ y &= 100x^2 \quad (a = 100)\end{aligned}$$



**Example 4.** Find the curves that are perpendicular to the parabolas in Example 3.

We know that their slopes,

$$\frac{dy}{dx} = \frac{-1}{\text{slope of parabola}} = \frac{-x}{2y}$$

Separate variables:

$$ydy = \frac{-x}{2}dx$$

Take the antiderivative:

$$\frac{y^2}{2} = -\frac{x^2}{4} + c \quad \implies \quad \frac{x^2}{4} + \frac{y^2}{2} = c$$

which is an equation for a family of ellipses. For these ellipses, the ratio of the x-semi-major axis to the y-semi-minor axis is  $\sqrt{2}$  (see Fig. 3).

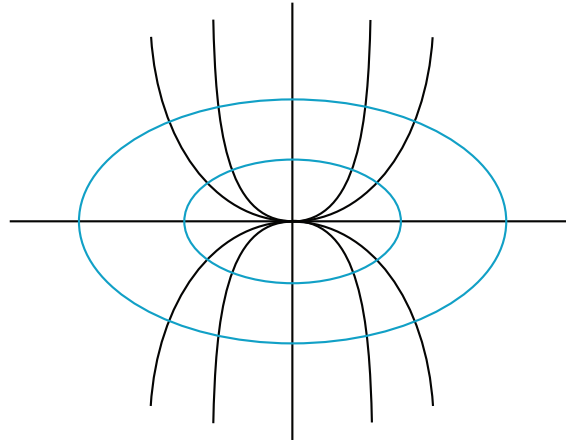


Figure 3: The ellipses are perpendicular to the parabolas.

Separation of variables leads to implicit formulas for  $y$ , but in this case you can solve for  $y$ .

$$y = \pm \sqrt{2 \left( c - \frac{x^2}{4} \right)}$$

## Exam Review

Exam 2 will be harder than exam 1 — be warned! Here's a list of topics that exam 2 will cover:

1. Linear and/or quadratic approximations
2. Sketches of  $y = f(x)$
3. Maximum/minimum problems.
4. Related rates.
5. Antiderivatives. Separation of variables.
6. Mean value theorem.

More detailed notes on all of these topics are provided in the Exam 2 review sheet.

## 18.01 UNIT 2 REVIEW; Fall 2007

The central theme of Unit 2 is that knowledge of  $f'$  (and sometimes  $f''$ ) tells us something about  $f$  itself. This is even true of our first topic, approximation. For instance, knowing that  $f(x) = e^x$  satisfies  $f(0) = 1$  and  $f'(0) = 1$ , we can say

$$e^x \approx 1 + x \text{ provided } x \approx 0$$

The linear function  $1 + x$  is much simpler than  $e^x$ , so  $f(0)$  and  $f'(0)$  give us a (very) simplified picture of our function, useful only near near 0. For more detail, use the quadratic approximation,

$$e^x \approx 1 + x + x^2/2 \text{ provided } x \approx 0$$

(still only works well near 0)

The second and third practice exams are actual tests from previous years. The exam this year is similar to the one from 2006 posted at our site. It has 6 questions covering the following topics. (No Newton's method, but there is a seventh, extra credit problem.)

1. Linear and/or quadratic approximations
2. Sketch a graph  $y = f(x)$
3. Max/min
4. Related rates
5. Find antiderivatives and solve a differential equation by separating variables
6. Mean value theorem.

### Remarks.

1. Recall that linear [and quadratic] approximation is

$$f(x) \approx f(a) + f'(a)(x - a) [(f''(a)/2)(x - a)^2]$$

2. You should expect to graph a function  $y = f(x)$ , where  $f(x)$  is a rational function (ratio of polynomials).

Warnings:

a) When asked to label the critical point on the graph, find and mark the point  $(a, b)$ . In lecture we called  $x = a$  the critical point and  $y = b$  the critical value, and this is what is used in 18.02, and elsewhere. But for this exam (and this is just an inconsistency in language that you will have to tolerate) the words "critical point" refer to the point on the graph  $(a, b)$ , not the number  $a$  and the point on the  $x$ -axis. The same applies to inflection points.

b)  $y = 1/(x - 1)$  is decreasing on the intervals  $-\infty < x < 1$  and  $1 < x < \infty$ , but it is **not decreasing** on the interval  $-\infty < x < \infty$ . Draw the graph to see.

You cannot just use the fact that  $y' = -1/(x - 1)^2 < 0$  because there is a point in the middle at which  $y$  is not differentiable — and not even continuous. So the mean value theorem does not apply.

c) Similarly,  $y = 1/(x - 1)^2$  is concave up on  $-\infty < x < 1$  and  $1 < x < \infty$ , but it is **not concave up** on the interval  $-\infty < x < \infty$ . Here  $y'' = 6/(x - 1)^4 > 0$ , but there is a singularity in the middle. Plot the graph yourself to see.

3. The mean value theorem says that if  $f$  is differentiable, then for some  $c$ ,  $a < c < x$ ,

$$f(x) = f(a) + f'(c)(x - a)$$

It is used as follows. Suppose that  $m < f'(c) < M$  on the interval  $a < c < x$ , then

$$f(x) = f(a) + f'(c)(x - a) < f(a) + M(x - a)$$

Similarly,

$$f(x) = f(a) + f'(c)(x - a) > f(a) + m(x - a)$$

Put another way, if  $\Delta f = f(x) - f(a)$  and  $\Delta x = x - a$ , and  $m < f'(c) < M$  for  $a < c < x$ , then

$$m\Delta x < \Delta f < M\Delta x$$

### More consequences of the mean value theorem.

A function  $f$  is called increasing (also called strictly increasing) if  $x > a$  implies  $f(x) > f(a)$ . The reasoning above with  $m = 0$  shows that if  $f' > 0$ , then  $f$  is increasing. Similarly if  $f' < 0$ , then  $f$  is decreasing. We use these facts every time we sketch a graph of a function or find a maximum or minimum.

A similar discussion works when the inequality is not strict. If  $m \leq f'(c) \leq M$  for  $a < c < x$ , then

$$f(a) + m(x - a) \leq f(x) \leq f(a) + M(x - a)$$

A function is called nondecreasing if  $x > a$  implies  $f(x) \geq f(a)$ . If  $f' \geq 0$ , then the inequality above shows that  $f$  is nondecreasing. Conversely, if the function is nondecreasing and differentiable, then  $f' \geq 0$ . Similarly, differentiable functions are nonincreasing if and only if they satisfy  $f' \leq 0$ .

### Key corollary to the mean value theorem: $f' = g'$ implies $f - g$ is constant.

In Unit 2, we have found that information about  $f'$  gives information about  $f$ . In particular, knowing a starting value for a function and its rate of change determines the function. A seemingly obvious example is that if  $f' = 0$  for all  $x$ , then  $f$  is constant. If this were not true, then the mathematical notion of derivative would fail to coincide with our intuitive notion of what rate of change and cause and effect mean.

But this fundamental fact needs a proof. Derivatives are instantaneous quantities, obtained as limits. It is the mean value theorem that allows us to pass in rigorous mathematical fashion from the infinitesimal to the practical, human scale. Here is the proof. If  $f' = 0$ , then one can take  $m = M = 0$  in the inequalities above, and conclude that  $f(x) = f(a)$ . In other words,  $f$  is constant. As an immediate consequence, if  $f' = g'$ , then  $f$  and  $g$  differ by a constant. (Apply the previous argument to the function  $f - g$ , whose derivative is 0.) This basic fact will lead us shortly to what is known as the fundamental theorem of calculus.